

# Login to Home Assistant

## Download the App

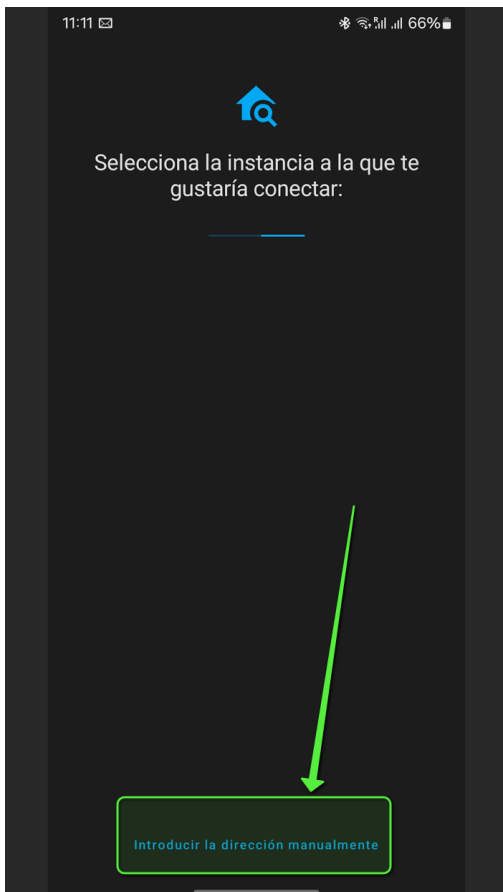
You can find the Home Assistant App in your App Store of choice.

Click [here](#) for Android, and [here](#) for iOS (iPhone / iPad).

If the App asks you to allow it to look for devices in your local network, click allow!

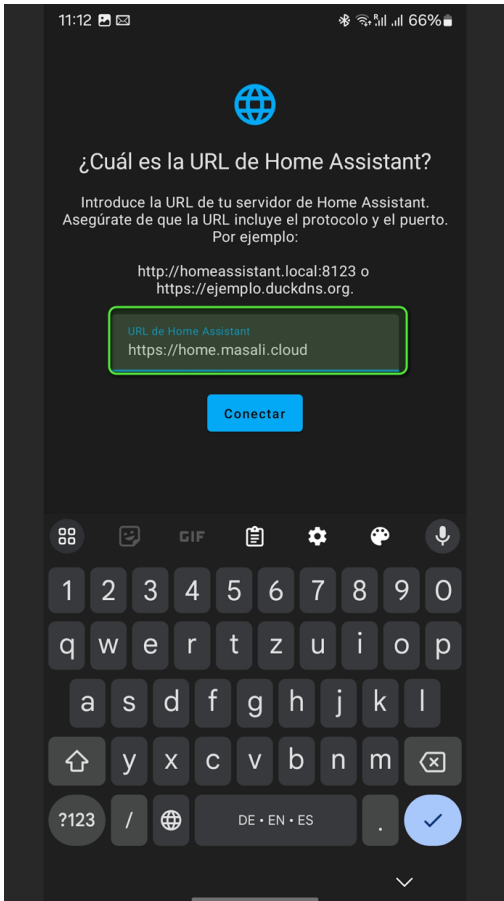
## Log in

To log in with your credentials, open the App and select the option to specify the URL manually:

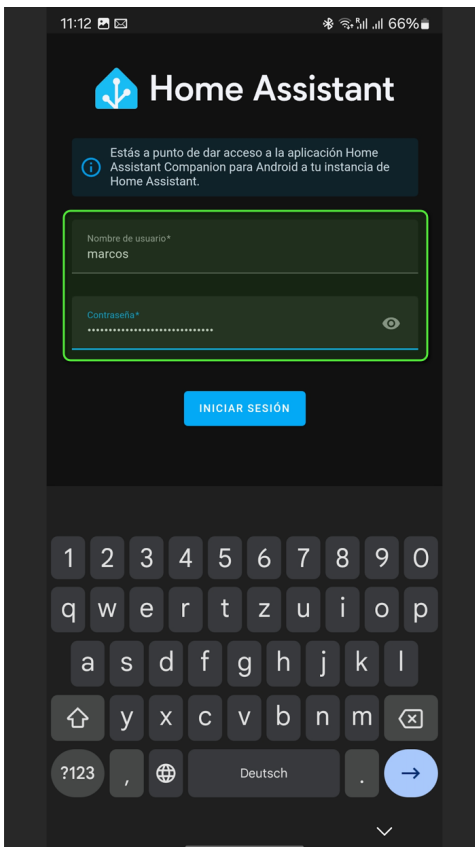


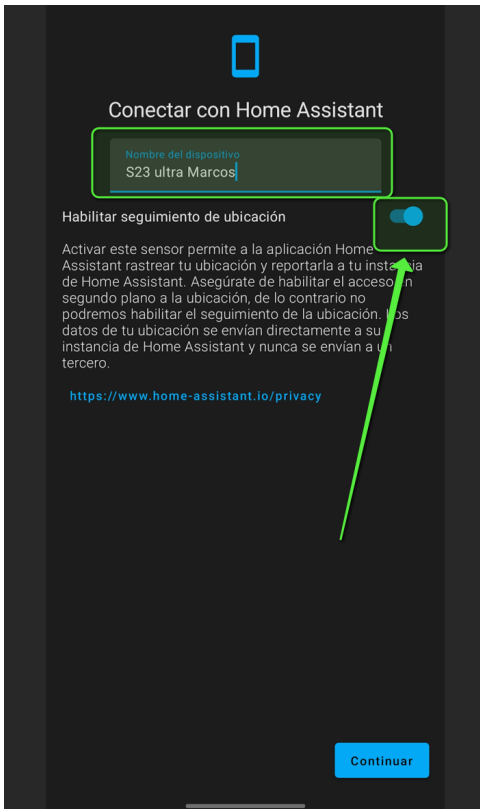
Then, specify the URL as "https://home.masali.cloud":

If you want to log in only locally, use: "http://192.168.178.112:8123"



Log in with your credentials:





the Home Assistant App to follow your locations to enable

Now you are logged into Home Assistant.

## Access Home Assistant trough your browser

To access it trough the browser, simply open the URL [home.masali.cloud](https://home.masali.cloud) and log in with your credentials.

# Home Assistant

Log in to your Home Assistant instance

 Keep me logged in

LOG IN



Revision #5

Created 2023-12-09 10:09:33 UTC by Marcos Artner de Lucas

Updated 2025-04-19 13:35:36 UTC by Marcos Artner de Lucas